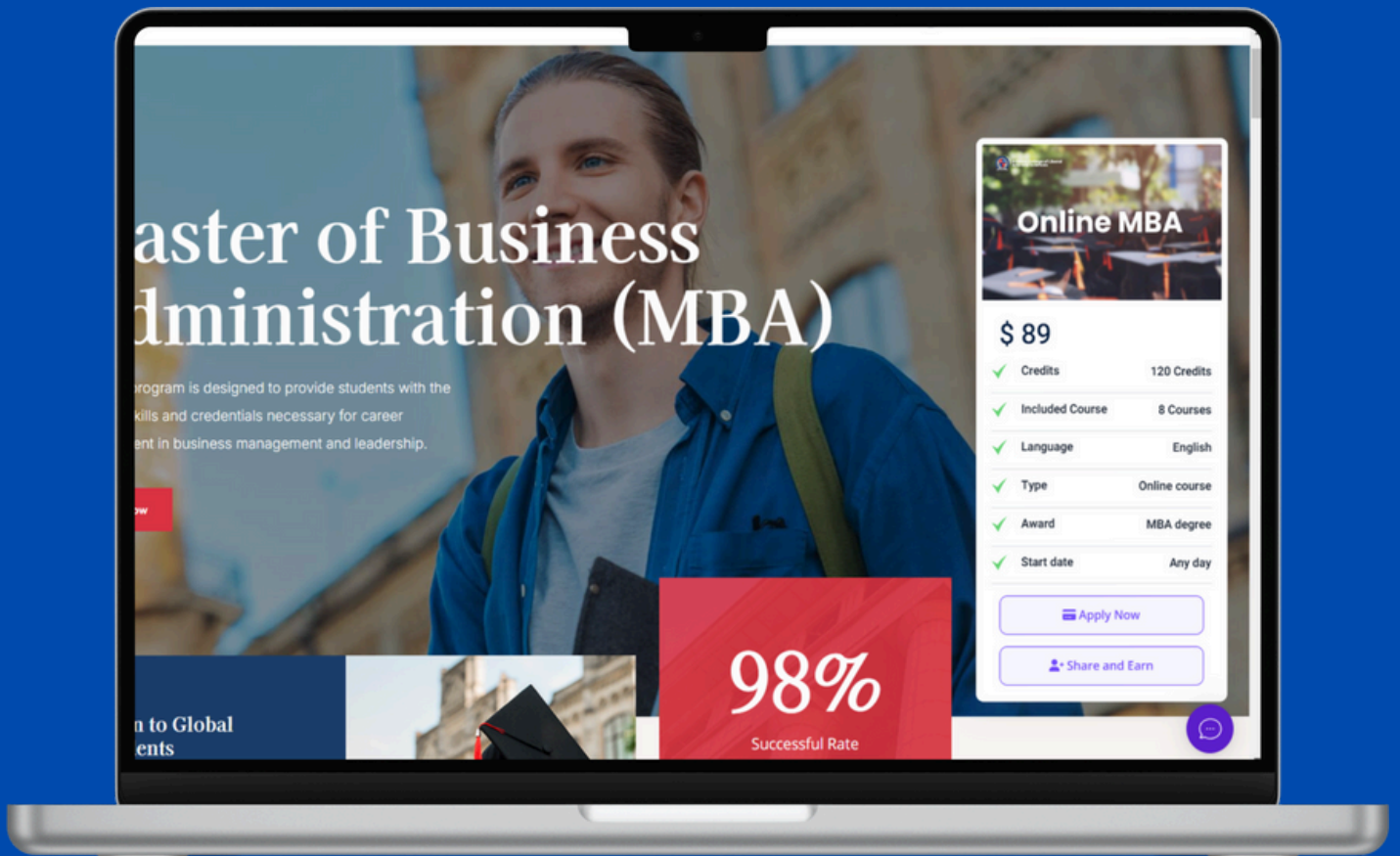




# How to Earn & Withdraw

# Affiliate

# Program Guide



<https://aclas.college>

Before you apply, please ensure you have read the terms and conditions for affiliate program at [HERE](#)

### Things to Take Note

(1) The affiliate program is officially launched on 21 January 2025 at 8:00 AM (PST). Only referrals made from this date onward will be eligible for commission payouts

(2) Referrals made prior to 21 January 2025 8:00 AM (PST) are not eligible for commission. This policy ensures fairness and transparency for all participants joining the program.

(3) For withdrawal method, only PayPal is the available payment method.

### Check Eligibility?

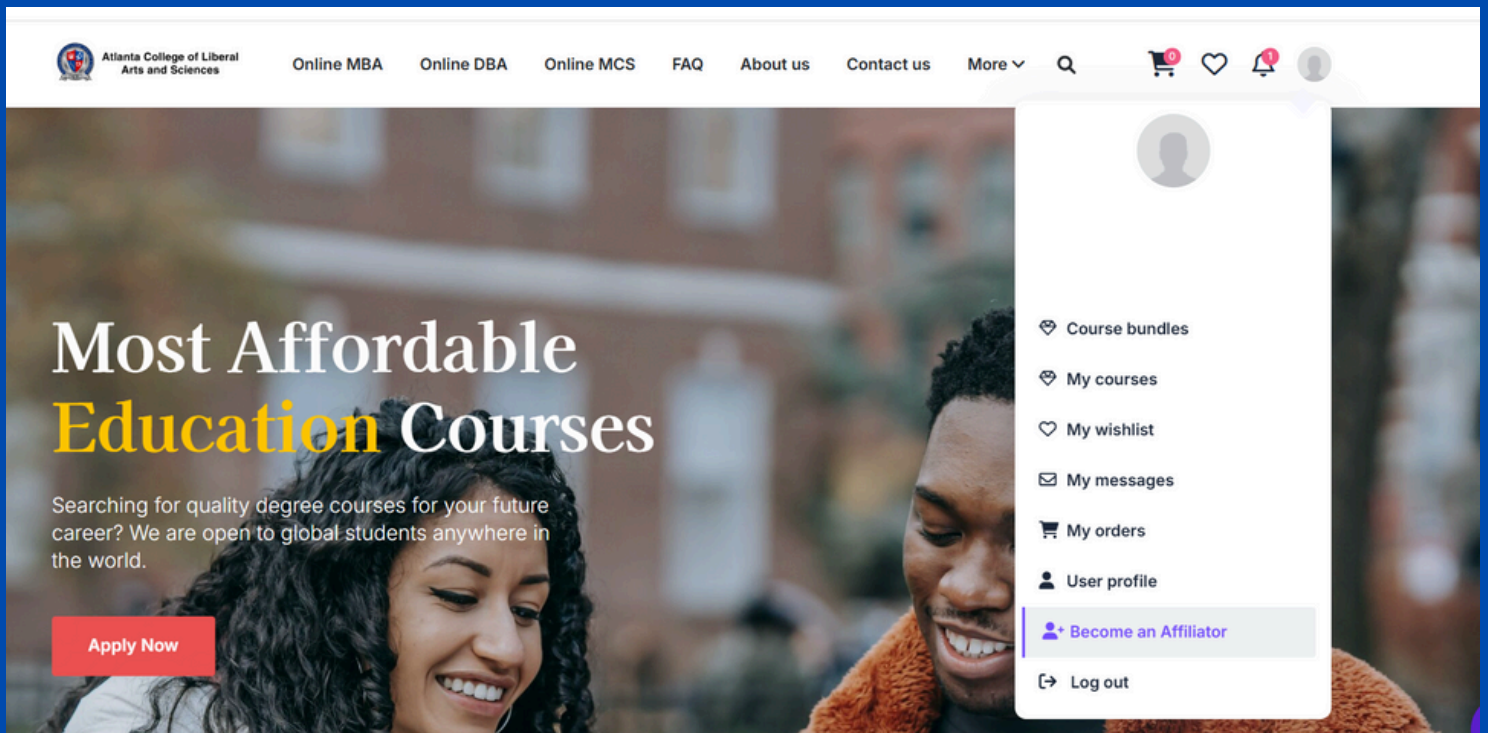
**Please study the terms & conditions of affiliate program**

**If you haven't apply yet, please go to the website at [Affiliate Program](#), to see how to apply**

# How to Apply

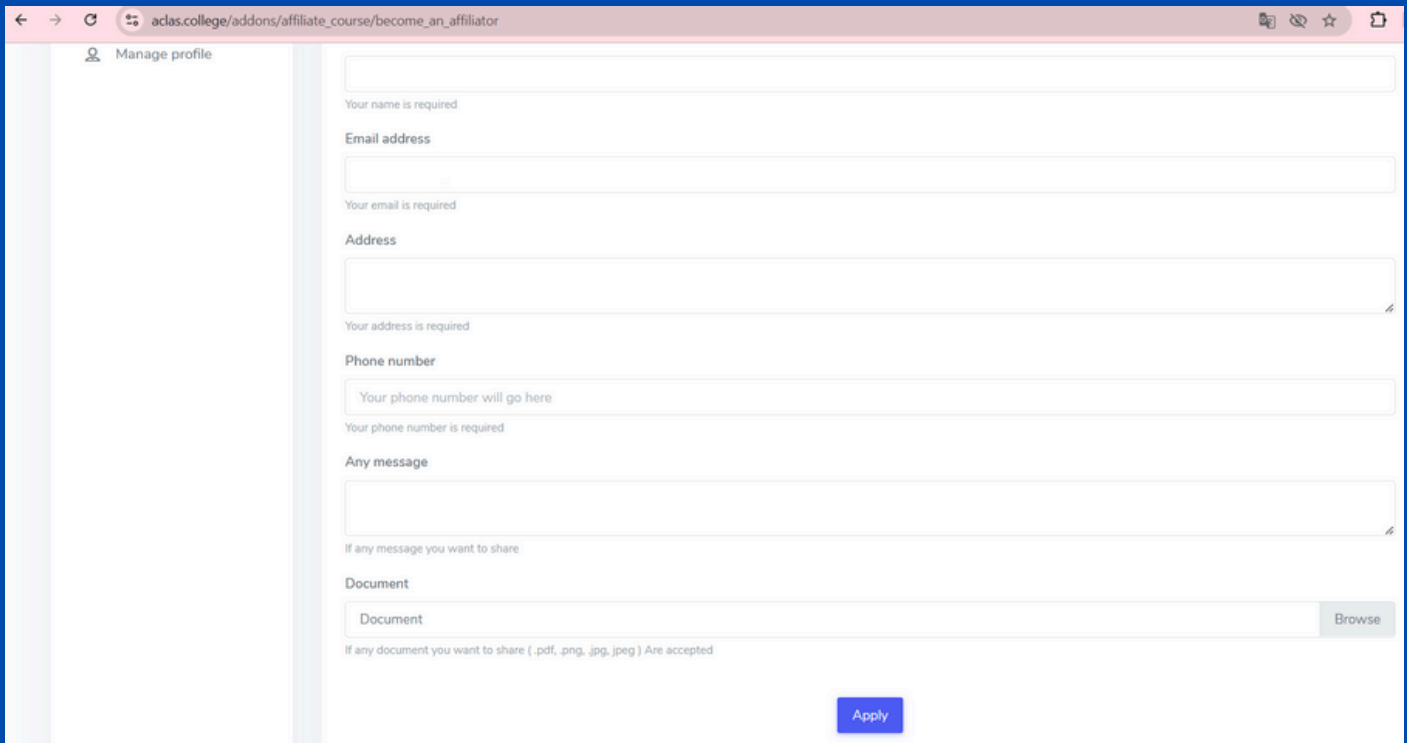
## Step 1:

Click your profile icon > Click “Become an Affiliator”



## Step 2:

In Affiliate Application Form, fill in your details and submit for your application



The screenshot shows a web browser window with the URL [aclas.college/addons/affiliate\\_course/become\\_an\\_affiliator](https://aclas.college/addons/affiliate_course/become_an_affiliator). The page is titled "Manage profile" and contains the following fields:

- Name:** A text input field with the label "Your name is required".
- Email address:** A text input field with the label "Your email is required".
- Address:** A text input field with the label "Your address is required".
- Phone number:** A text input field with the label "Your phone number is required".
- Any message:** A text input field with the label "If any message you want to share".
- Document:** A file upload field with the label "If any document you want to share (.pdf, .png, .jpg, .jpeg) Are accepted" and a "Browse" button.

An "Apply" button is located at the bottom right of the form.

## Step 3:

Once applied, you will receive a confirmation email that you have applied for the affiliate program. Please wait between 3 to business days for our course administrator to verify the details. You will receive a successful application email once your details have been verified.

Some changes will have if you are success

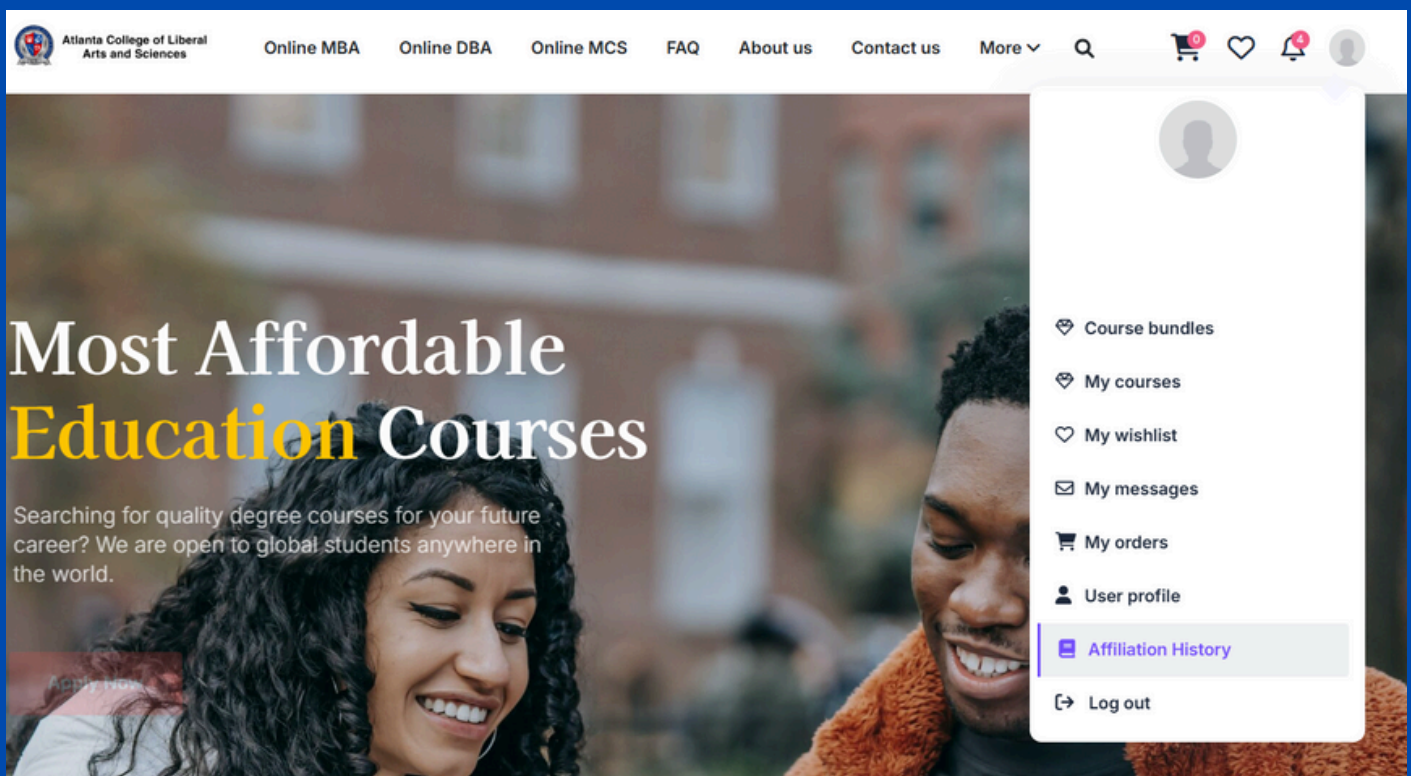
- (1) Click Profile Icon > “Become an Affiliator” will change to “Affiliate History”
- (2) You can see “Share and Earn” button in each program page below the “Apply Now”

# How to Refer

Congrats!  
You are our affliator now.

## Step 1:

Click your profile icon > Click Affiliate History





# Step 2:

You can copy the general referral link to share to your friends to enroll in our program

**Refer and Earn**

<https://aclas.college/?> [Copy](#)

Copy the referral link above and share it with potential students who might be interested in joining our programs. If they join using your referral link, you'll earn commissions! Make sure to review our [Affiliate Policy](#). Start sharing and earning today!

<b>Total affiliate earnings :</b> <b>\$ 0</b> The total amount you've earned.	<b>Available balance :</b> <b>\$ 0</b> The amount available to cash out.	<b>Pending Balance:</b> <b>\$ 0</b> The amount that is still on hold.
---	--	---

[Affiliate history](#) [Withdrawal history](#) [Your referees](#)

Or

In each program page, you can click “Share and Earn” to copy the link to share to your friends

Atlanta College of Liberal Arts and Sciences

Online MBA Online DBA Online MCS FAQ About us Contact us More

# Master of Business Administration (MBA)

The MBA program is designed to provide students with the essential skills and credentials necessary for career advancement in business management and leadership.

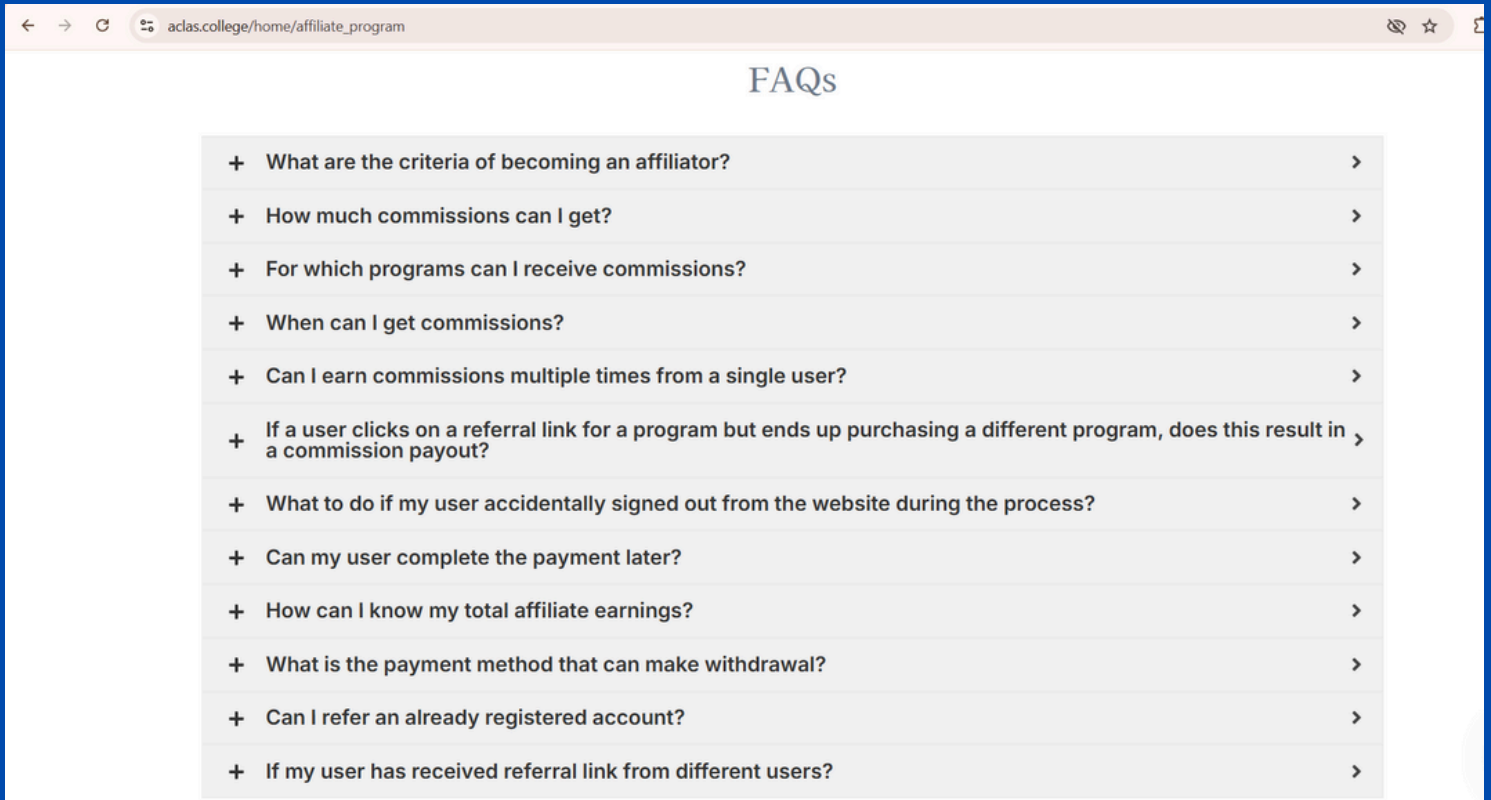
**\$ 89**

- ✓ Credits 120 Credits
- ✓ Included Course 8 Courses
- ✓ Language English
- ✓ Type Online course
- ✓ Award MBA degree
- ✓ Start date Any day

[Apply Now](#) [Share and Earn](#)

If you have any questions regarding referral? No worries - we've got you covered.

Please study the FAQs in [Affiliate Program Page](#) in our website:



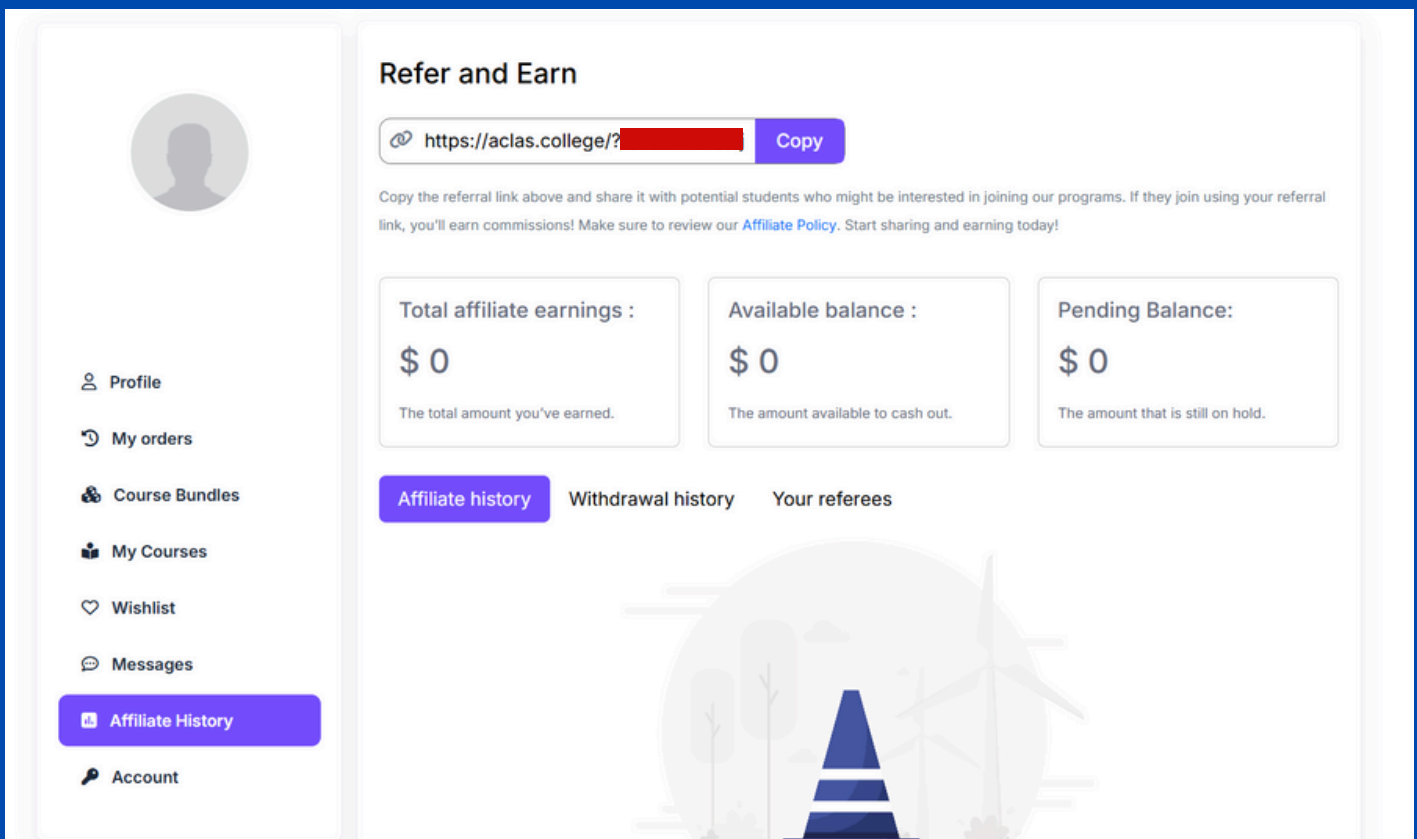
Next?  
How to Withdraw >

# Study Your Dashboard

## Step 1:

In this step, make sure you are already our affiliator.  
Click Profile Icon > Affiliate History

You will be able to see this page





## Total Affiliate Earnings:

The total amounts you've earned by referring others, including both paid and pending payouts. In this step, this is not yet the amount that you can withdraw.

## Available Balance:

The amount currently available for withdrawal which has already approved and verified by course administrator and ready for you to cash out.

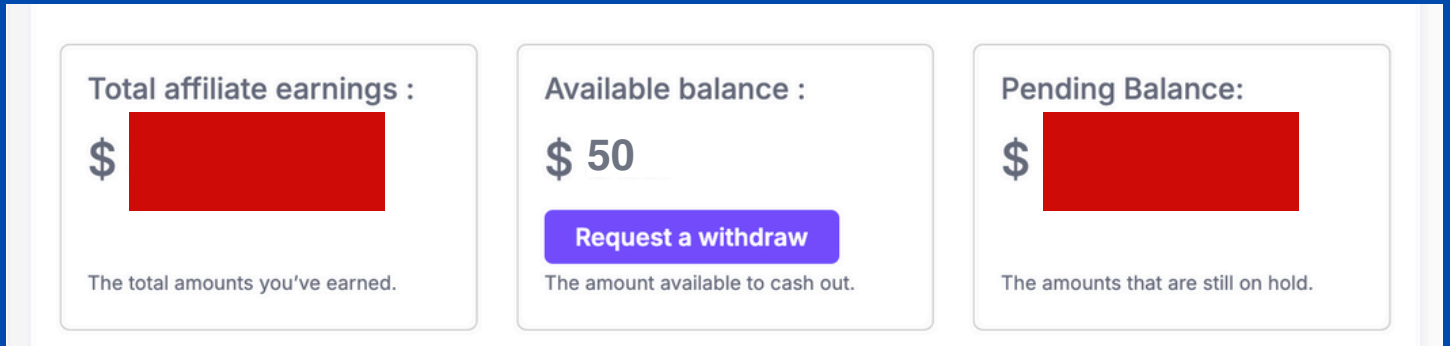
Do note that, you can only make withdrawal when there is a minimum available balance of \$50 USD

## Pending Balance:

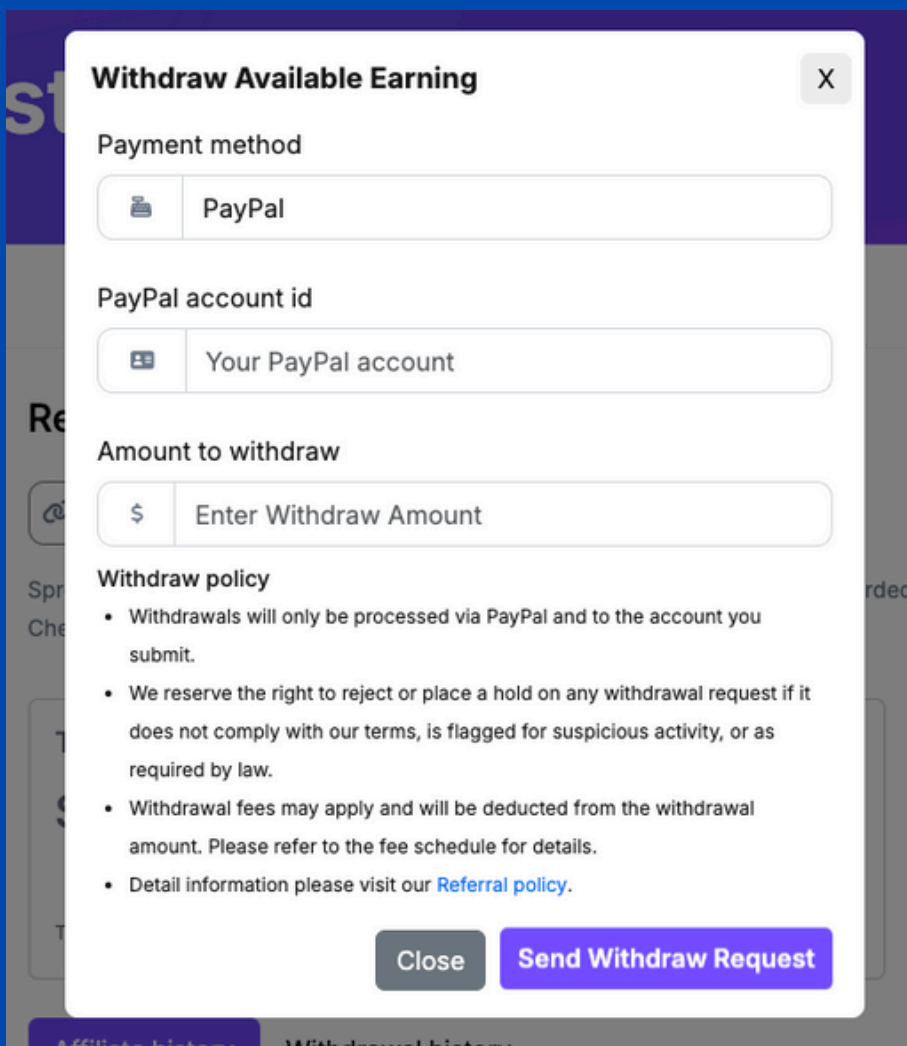
The amounts that are still under review, on hold or awaiting confirmation.

The screenshot displays the 'Refer and Earn' dashboard. On the left is a navigation menu with options: Profile, My orders, Course Bundles, My Courses, Wishlist, Messages, Affiliate History (highlighted), and Account. The main content area is titled 'Refer and Earn' and includes a referral link: <https://aclas.college/?> with a 'Copy' button. Below the link is a note: 'Copy the referral link above and share it with potential students who might be interested in joining our programs. If they join using your referral link, you'll earn commissions! Make sure to review our [Affiliate Policy](#). Start sharing and earning today!'. Three summary boxes show: 'Total affiliate earnings : \$0' (The total amount you've earned.), 'Available balance : \$0' (The amount available to cash out.), and 'Pending Balance: \$0' (The amount that is still on hold.). Below these are tabs for 'Affiliate history', 'Withdrawal history', and 'Your referees'. A decorative illustration of a lighthouse is at the bottom.

You may click “request a withdraw” once your minimum withdrawal amount is achieved



Confirm the PayPal account ID that you have applied. Please note that the amount to withdraw should not less than \$50 USD



Please note that there will have a transfer fee where the withdrawal fees will apply.

Affiliators will acknowledge the cost of this transfer fee, meaning the final amount received in the PayPal account will be the total withdrawal amount minus the applicable transfer fee.



Thank  
You