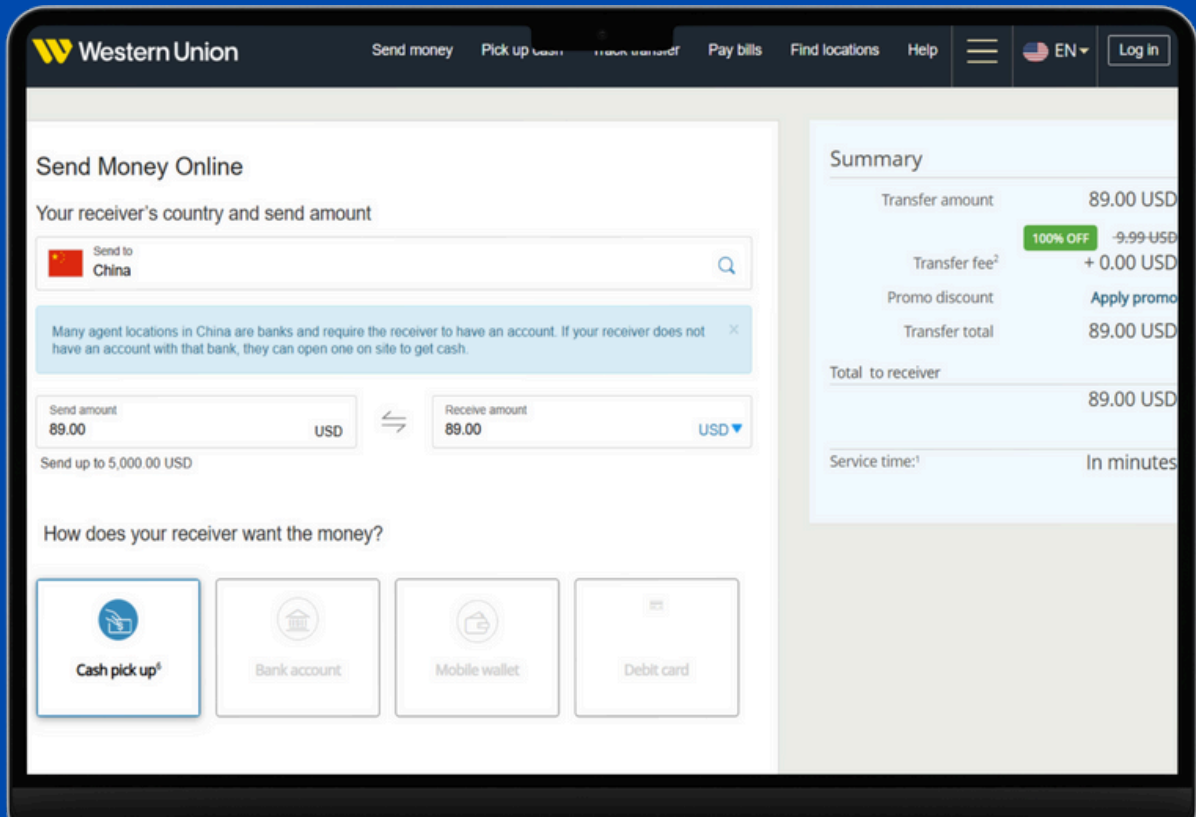




Payment Guide



<https://aclas.college>



We are pleased to announce that we have appointed a trusted **third-party agent, Zhe Wang** to facilitate Western Union cash collection services for our valued customers.

This partnership ensures a seamless and efficient process for receiving payments or funds via Western Union, making transactions quicker, safer, and more convenient.

Our third-party agent is fully authorized and compliant with all relevant guidelines to manage Western Union cash collections. Please follow the guideline strictly to ensure the transaction is successful.

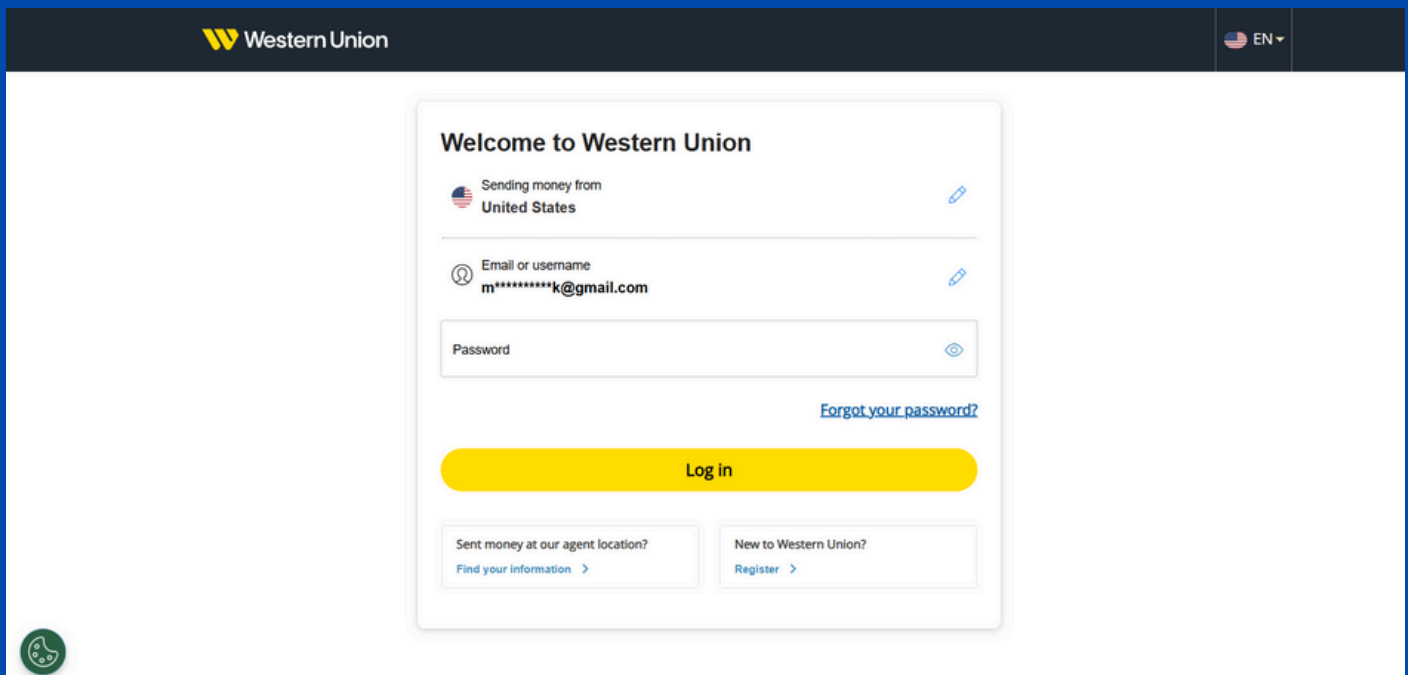
Things to Take Note

- Please keep your tracking number (MTCN) and share it with us so we can both track your transfer.
- Please note that there might be an additional transfer fee charged by Western Union depends on different region.
- Please be patience and we will only proceed your course during business hours once we have successfully received your funds. (no working on public holidays, and weekends)

Guide

Step 1:

Sign up or sign in with your email or username in official website of Western Union



Click Here:

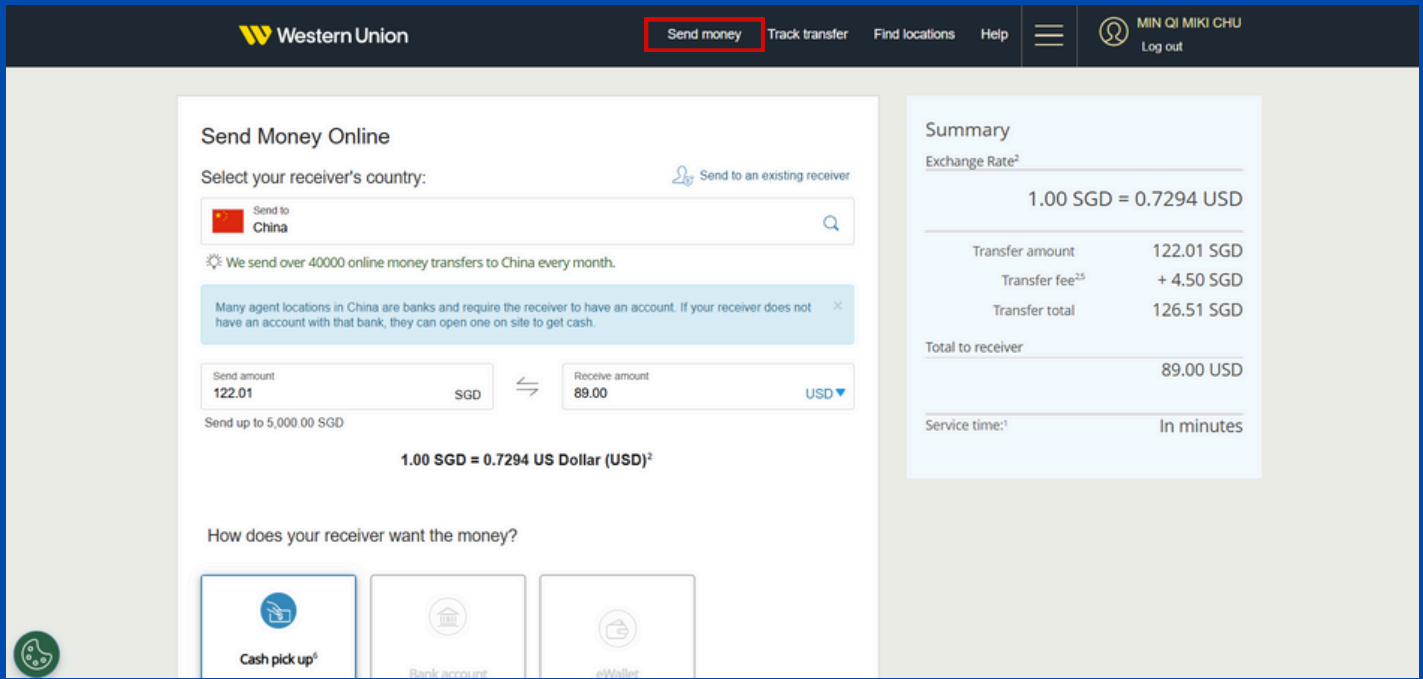
Send and Track Money Online Now | Western Union

Send and track money from the United States with Western Union's international money transfer services.

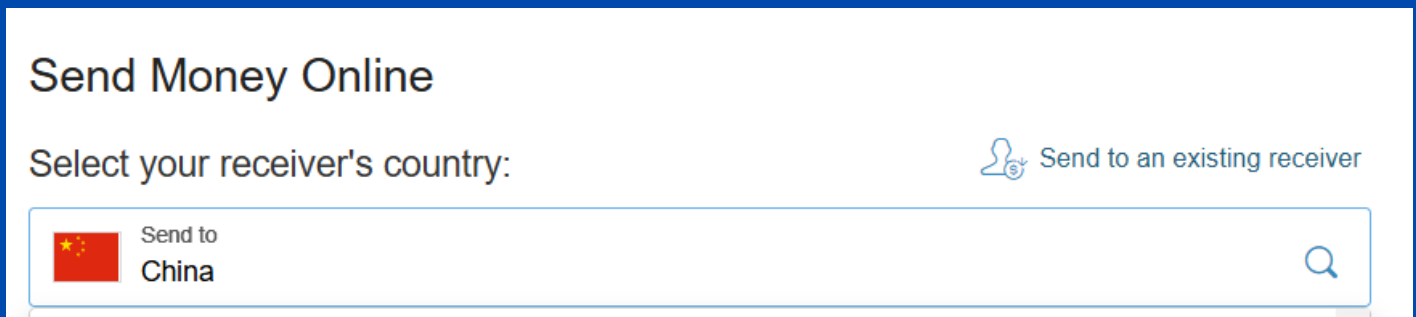
 Western Union Money Transfer

Step 2:

1. Click “Send Money”



2. In “Select your receiver’s country,” please select “China”



3. In Receive amount, please select the amount of program fees. Please note that if you would like to do an installment, please follow the installment plan that is set by us.

Important Notes:

- There will have an additional charge by Western Union in each transaction)
- We are not responsible for covering the transfer fee. Please ensure that the transfer fee is accounted for in your payment amount.
- Please ensure the currency is in USD.

Send Money Online

Select your receiver's country: Send to an existing receiver

Send to **China**

We send over 40000 online money transfers to China every month.

Many agent locations in China are banks and require the receiver to have an account with that bank, they can open one on site to

2 Make sure the amount is correct

Send amount: 122.01 SGD

Receive amount: 89.00

USD

1 Please ensure it is in USD.

1.00 SGD = 0.7294 US Dollar (USD)²

Installment Plan Price

1. MBA

MBA installment plan A

Processing fee: 2\$ / installment

4 installments:

1. $10\$ + 2\$ = 12\$$
2. $20\$ + 2\$ = 22\$$
3. $20\$ + 2\$ = 22\$$
4. $39\$ + 2\$ = 41\$$

Total fee 8\$

Total financed **97\$**

2. DBA

DBA installment plan A

Processing fee: 2\$ / installment

4 installments:

1. $30\$ + 2\$ = 32\$$
2. $40\$ + 2\$ = 42\$$
3. $50\$ + 2\$ = 52\$$
4. $79\$ + 2\$ = 81\$$

Total fee 8\$

Total financed **207\$**

3. MCS

MCS installment plan A

Processing fee: 2\$ / installment

4 installments:

1. $50\$ + 2\$ = 52\$$
2. $70\$ + 2\$ = 72\$$
3. $90\$ + 2\$ = 92\$$
4. $89\$ + 2\$ = 91\$$

Total fee 8\$




Total financed **307\$**


Normal Price Plan (without Installment)

1. MBA: \$89 USD
2. MCS: \$299 USD
3. DBA: \$199 USD






4. Please select “Cash Pick Up” and select the payment method based on your preference.

How does your receiver want the money?

 Cash pick up⁶ <hr/> In minutes¹ 1.00 SGD = 0.7294 USD ²	 Bank account	 eWallet
---	--	---

 Your receiver can pick up money from any of our 29000+ agent locations across China.

How would you like to pay?

 Credit Card <hr/> Fee^{2,5} 4.50 SGD	 Bank transfer <hr/> Fee^{2,5} 3.00 SGD	Popular  PayNow <hr/> Fee^{2,5} 3.00 SGD
 Debit Card <hr/> Fee^{2,5} 4.50 SGD	 Pay in store <hr/> Fee : NA	

5. Click next, and start filling in the receiver's information.

Receiver's Information

Know your receiver. After your money has been picked up, it can't be refunded.

Your receiver's identity will be verified at the WU location.

- Enter your receiver's name exactly as it appears on their ID.
- You can only make minor changes to the receiver's name on a money transfer as long as the money hasn't yet been picked up.

ZWL Myself

Add a new receiver

Summary [EDIT](#)

Exchange Rate²

1.00 SGD = 0.7294 USD

Transfer amount	122.01 SGD
Transfer fee ²⁵	+ 3.00 SGD
Transfer total	125.01 SGD
Total to receiver	89.00 USD

Please follow the guidelines strictly to ensure the information is correct.

Receiver's Information

Know your receiver. After your money has been picked up, it can't be refunded.

Your receiver's identity will be verified at the WU location.

- Enter your receiver's name exactly as it appears on their ID.
- You can only make minor changes to the receiver's name on a money transfer as long as the money hasn't yet been picked up.

ZWL Myself

Add a new receiver

1 Receiver's personal details

Receiver's first name
Zhe

Middle name (optional)
e.g., Helou

Receiver's surname
Wang

1 Click add a new receiver

2 First Name: Zhe Surname: Wang

Please ensure the name is correct:

Receiver's first name: **Zhe**

Receiver's surname/ last name: **Wang**

In Receiver's contact, in the email address section, please fill in:
payment@aclas.college

2 Receiver's contact

Email address (optional)
payment@aclas.college ✓

Country Code
86 (CN) ▼

Phone number (optional)
e.g., 010 1234 5678

In Additional information, please fill in the following details:

Purpose of transaction: **Education/ School Fee**

Source of Funds: **Savings**

3 Additional information

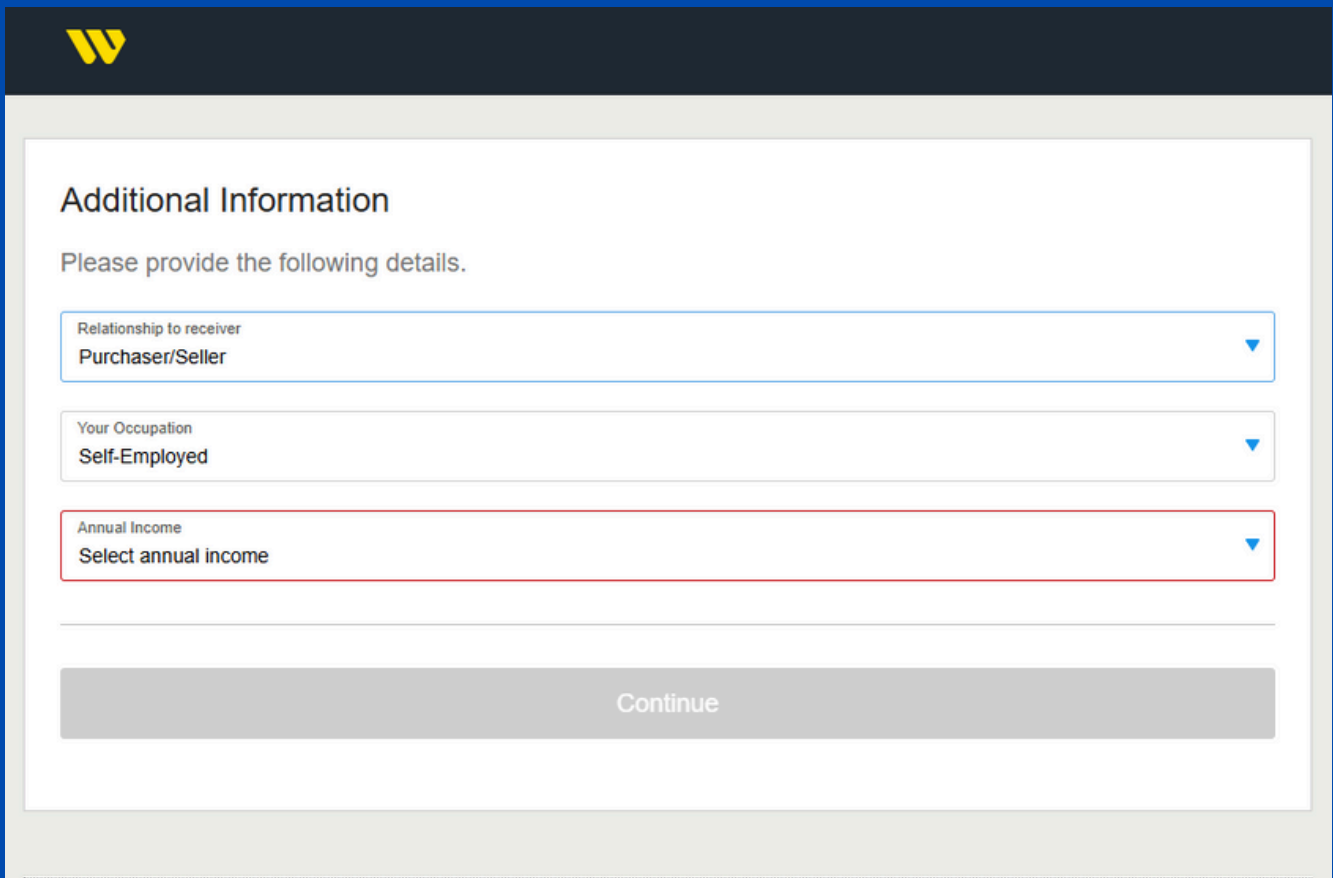
Purpose of transaction
Education/School Fee ▼

Source of Funds
Savings ▼

Continue

Cancel

Next, you will need to provide additional information based on your current situation:



The screenshot shows a web form titled "Additional Information" with a yellow 'W' logo in the top left corner. Below the title, it says "Please provide the following details." There are three dropdown menus: "Relationship to receiver" with "Purchaser/Seller" selected, "Your Occupation" with "Self-Employed" selected, and "Annual Income" with "Select annual income" selected. A grey "Continue" button is at the bottom.

Relationship to receiver: **Purchaser/ Seller**

Your Occupation & Annual Income: Please select based on your current situation

Click "Continue"

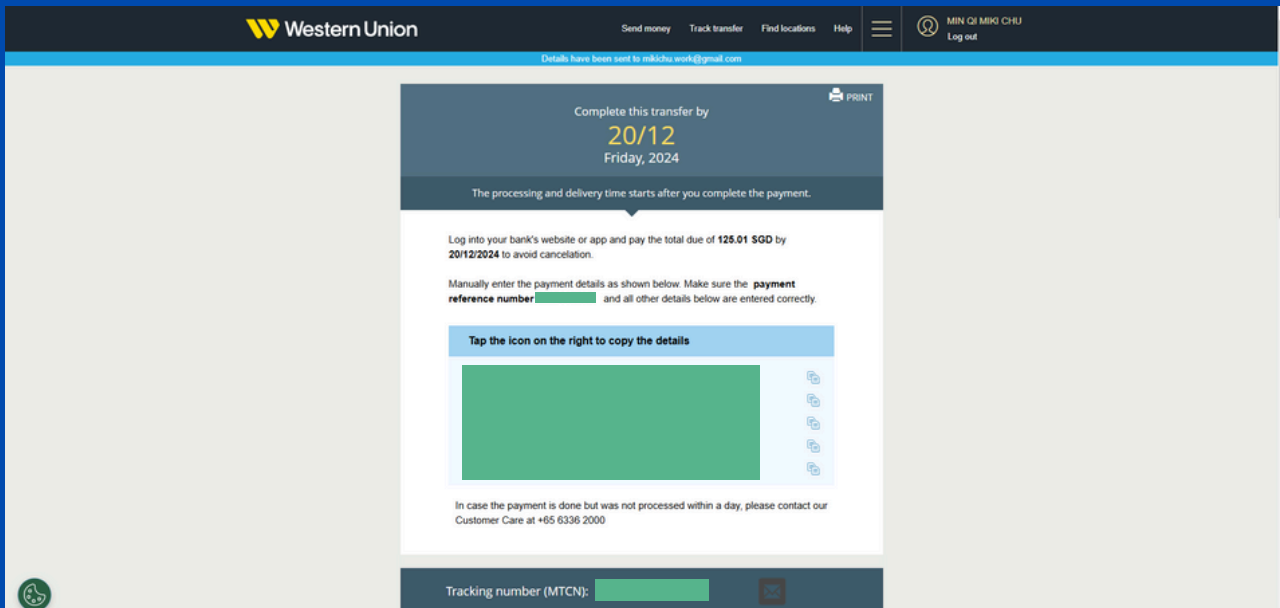
Then, you will be able to see the review before making the transaction.

The screenshot shows the Western Union review page for a money transfer. The browser address bar displays `westernunion.com/sg/en/send-money/app/review`. The page is divided into two main columns. The left column shows the sender's details: a red flag icon, a green bar for the name, and the option to pay via 'Bank account' (with an 'EDIT' link) or 'Cash at WU agent location' (with an 'EDIT' link). The 'PAYOUT LOCATION' is set to 'China', and the 'DELIVERY TIME' is 'In minutes'. The right column shows the recipient's details: 'Zhe Wang' with email 'miki@aclas.college' (with an 'EDIT' link). Below this is a note: 'Receiver must present government-issued ID. Make sure receiver name matches ID exactly.' A 'SUMMARY' table is also present, with an 'EDIT' link. The table lists: 'Transfer amount' (122.01 SGD), 'Transfer fee' (+ 3.00 SGD), 'Total' (125.01 SGD), 'Exchange rate' (1 SGD = 0.7294 USD), and 'Total to receiver' (89.00 USD). Below the summary, there is a note: 'For all transfers, receiver may receive less due to foreign taxes.' An 'Important' notice states: 'Western Union relies on the information you provide us to send money. Please review all transaction details for accuracy before continuing your transaction.' A checkbox is checked, with the text: 'I have read the Western Union fraud warning disclosed to me earlier when I provided the details above, and I am not sending for any of the reasons listed. I have also read the applicable Terms & Conditions, accessible here, and accept those Terms & Conditions.' At the bottom, there are 'Continue' and 'Cancel' buttons.

Tick and click continue.

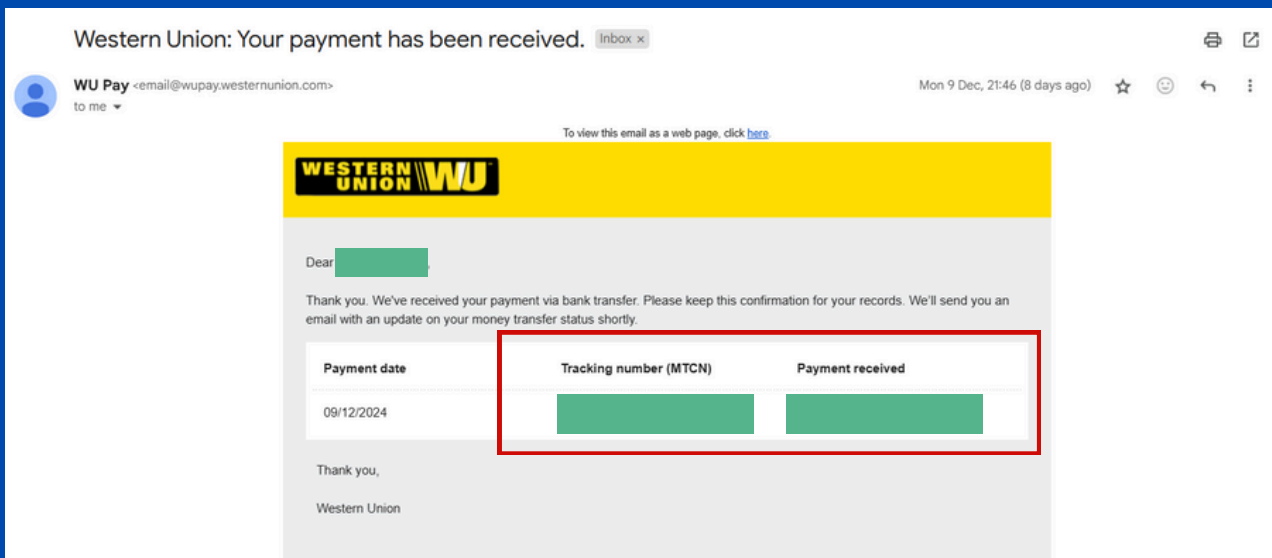
Next, you will be able to see the instructions to follow to make the transaction. If you have missed this page, you may view it again in the email you have signed up with Western Union.\

Once you have completed, please share with us the receipt and also the MTCN tracking number to our email at info@aclas.college

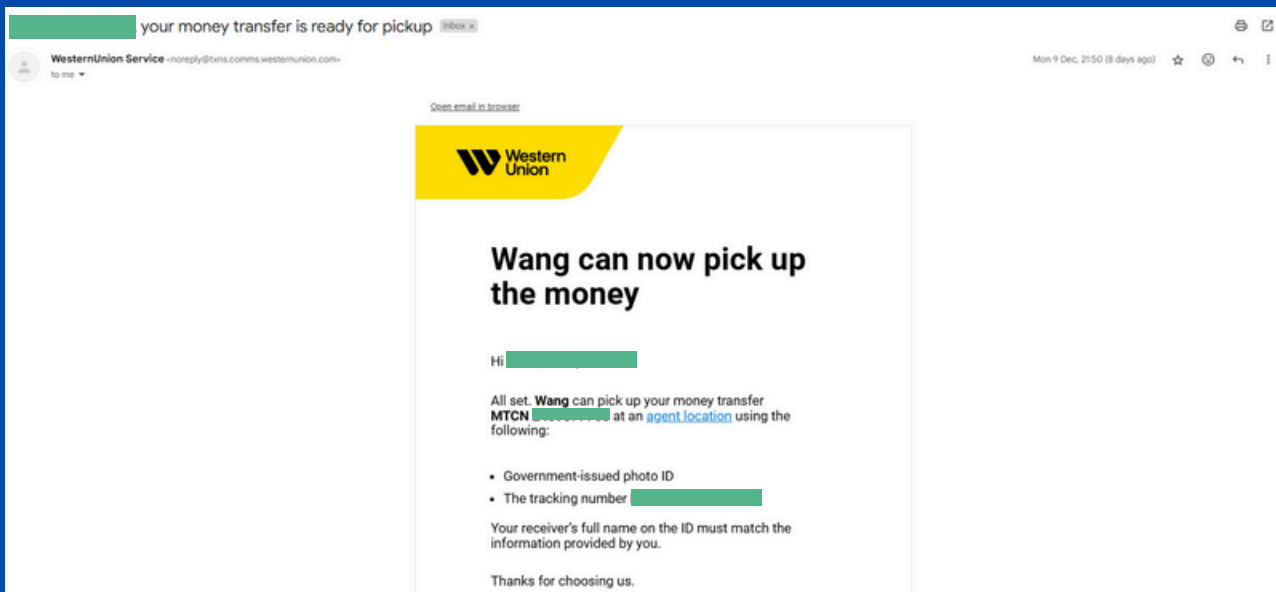


You will be able to receive this email from Western Union once you have successfully made the payment. **Please copy the Tracking number (MTCN)** for us to review.

You may screenshot this page for us as reference purpose.



To ensure the transaction is successful, you may share this receipt for us as a reference once you have received.



Notes to important, please share a screenshot or download the receipt for us as reference.

Please allow 1-4 business days for the process, and you're done!

Thank you for enrolling to Atlanta College of Liberal Arts and Sciences.



Thank
You